

## Scan Medford interface, powered by Rdio Scanner

Throughout the interface you will see references to "talkgroups". These are similar to channels on a TV, each providing a different "feed".

### Main Screen

The main screen has three sections, the LED area, the display area, and the controls area.

00:54 L: 7 Q: 0

City Of Medford, MA Dispatch  
Medford Police 00:38

### Medford Police Dispatch

F: 470 587 500 Hz TGID: 1  
E: 0 S: 0 UID: 335

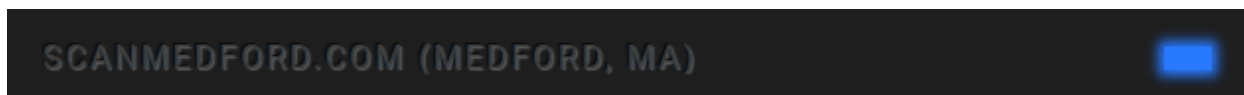
TIME	SYSTEM	TALKGROUP	NAME
00:38	City Of Medford, MA	Medford Police	Medford Police Dispatch
00:38	City Of Medford, MA	Medford Police	Medford Police Dispatch
00:35	City Of Medford, MA	Medford Police	Medford Police Dispatch
00:44	MA State Police	MSP Medford/Revere (A-PTI	MSP Medford(A4)/Revere(A5) Dispatch
00:38	City Of Medford, MA	Medford Police	Medford Police Dispatch

**LIVE FEED** ■ **HOLD SYS** ■ **HOLD TG** ■

**REPLAY LAST** **SKIP NEXT** **AVOID**

**SEARCH CALL** **PAUSE** ■ **SELECT TG**

### LED Area



The LED is illuminated when there is active audio and it blinks if audio is paused.

LED Color Key: ■ = Medford Police ■ = Medford Fire ■ = State Police

## Display Area

00:54 L: 7 Q: 0

City Of Medford, MA Dispatch  
Medford Police 00:38

### Medford Police Dispatch

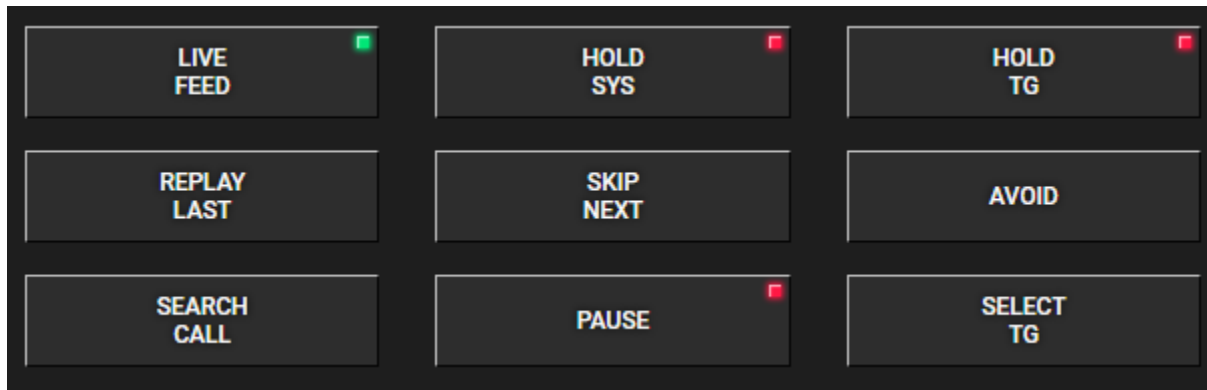
F: 470 587 500 Hz TGID: 1  
E: 0 S: 0 UID: 335



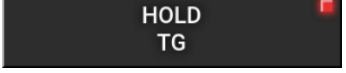
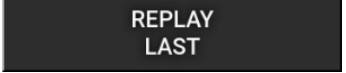




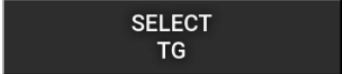
TIME	SYSTEM	TALKGROUP	NAME
00:38	City Of Medford, MA	Medford Police	Medford Police Dispatch
00:38	City Of Medford, MA	Medford Police	Medford Police Dispatch
00:35	City Of Medford, MA	Medford Police	Medford Police Dispatch
00:44	MA State Police	MSP Medford/Revere (A-PTI	MSP Medford(A4)/Revere(A5) Dispatch
00:38	City Of Medford, MA	Medford Police	Medford Police Dispatch

- First row
  - **00:54** - Current time in 24 hour format
  - **L: 7** - Number of current listeners
  - **Q: 0** - Number of audio files in the listening queue (backlog waiting to play)
- Second row
  - **City of Medford, MA** - System label
  - **Dispatch** - Category
- Third row
  - **Medford Police** - Talkgroup short label
  - **00:38** - The time the call was received
- Fourth row
  - **Medford Police Dispatch** - Talkgroup full name
- Fifth row
  - **F: 470 587 500 Hz** - Frequency on which the call was received
  - **TGID: 1** - Talkgroup ID
- Sixth row
  - **E: 0 / S: 0** - Debug information for the admin
  - **UID: 335** - ID of the radio that transmitted the call (not supported by Fire)
- History - The last five played calls

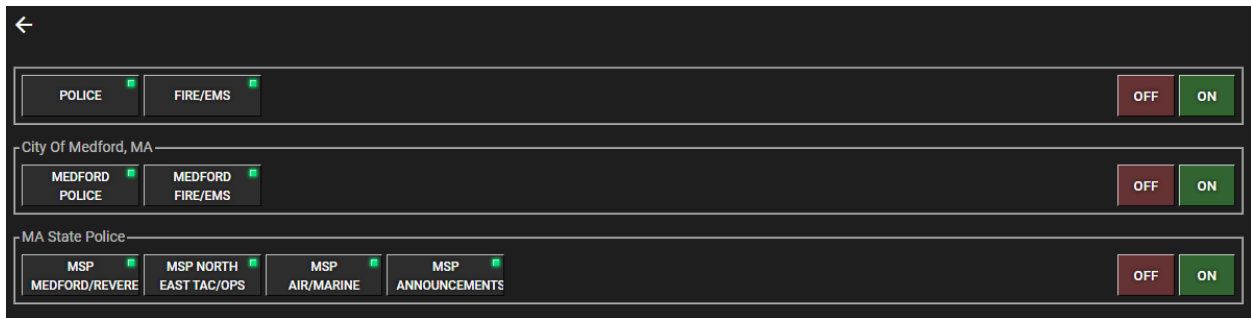
**Note that you can double-click the display area to switch to full-screen display.**

## Control Area



Button	Description
	When active, incoming audio will be played according to the active systems/talkgroups on the SELECT TG panel. The LED can also be <i>yellow</i> if playing audio from the archive while LIVE FEED is inactive, this is called playback mode. Disabling LIVE FEED will also stop any playing audio and will clear the listening queue.
	Temporarily maintain the current system in live feed mode.
	Temporarily maintain the current talkgroup in live feed mode.
	Replay the current audio from the beginning or the previous one if there is none active. Press repeatedly to replay items displayed in the history section. For example, press three times to replay the third history item.
	Stop the audio currently playing and play the next one in the listening queue (if any).
	Activate and deactivate the talkgroup from the current or previous audio. Pressing the AVOID button multiple times when on the same call will go through AVOID -> AVOID 30M -> AVOID 60M -> AVOID 120M where the last ones will be AVOID for a specific number of minutes.
	Display the archived audio panel.
	Stop playing queue audio. Useful if you have to answer the phone without losing what's queued up for playing.
	Display the systems/talkgroups selection panel where you decide which audio you want to listen to in <i>LIVE FEED</i> mode, not in playback mode.

## Select TG Panel



Here you select which systems/talkgroups/groups you want to listen to while in *LIVE FEED* mode. Note that the selection panel has no effect if you play calls from the search panel.

Depending which button you click, you can enable/disable just one talkgroup or a group of them

Green Light = Fully enabled

Yellow Light = Partially enabled

Red Light = Fully disabled

## Search Call Panel


Date	Time	System	Talkgroup	Name
▶ 08/24	21:03	City Of Medford, MA	Medford Fire/EMS	Medford Fire/EMS Dispatch
▶ 08/24	21:03	City Of Medford, MA	Medford Police	Medford Police Dispatch
▶ 08/24	21:03	City Of Medford, MA	Medford Fire/EMS	Medford Fire/EMS Dispatch
▶ 08/24	21:03	City Of Medford, MA	Medford Police	Medford Police Dispatch
▶ 08/24	21:02	MA State Police	MSP Medford/Revere (A-PTL-2)	MSP Medford(A4)/Revere(A5) Dispatch
▶ 08/24	21:02	City Of Medford, MA	Medford Fire/EMS	Medford Fire/EMS Dispatch
▶ 08/24	21:02	City Of Medford, MA	Medford Police	Medford Police Dispatch
▶ 08/24	21:01	City Of Medford, MA	Medford Police	Medford Police Dispatch
▶ 08/24	21:01	City Of Medford, MA	Medford Police	Medford Police Dispatch
▶ 08/24	21:01	City Of Medford, MA	Medford Police	Medford Police Dispatch

241 - 250 of 4626



Sort order: Descending  
Date: mm/dd/yyyy --:--  
Group: All Groups  
System: All Systems  
Talkgroup: All Talkgroups  
Tag: All Tags  
Reset

## List Section

Date	Time	System	Talkgroup	Name
▶ 08/24	21:03	City Of Medford, MA	Medford Fire/EMS	Medford Fire/EMS Dispatch
▶ 08/24	21:03	City Of Medford, MA	Medford Police	Medford Police Dispatch
▶ 08/24	21:03	City Of Medford, MA	Medford Fire/EMS	Medford Fire/EMS Dispatch
▶ 08/24	21:03	City Of Medford, MA	Medford Police	Medford Police Dispatch
▶ 08/24	21:02	MA State Police	MSP Medford/Revere (A-PTL-2)	MSP Medford(A4)/Revere(A5) Dispatch
▶ 08/24	21:02	City Of Medford, MA	Medford Fire/EMS	Medford Fire/EMS Dispatch
▶ 08/24	21:02	City Of Medford, MA	Medford Police	Medford Police Dispatch
▶ 08/24	21:01	City Of Medford, MA	Medford Police	Medford Police Dispatch
▶ 08/24	21:01	City Of Medford, MA	Medford Police	Medford Police Dispatch
▶ 08/24	21:01	City Of Medford, MA	Medford Police	Medford Police Dispatch

 
241 - 250 of 4626    < > >>

This section presents the list of archived audio files stored in the database. Depending on the *LIVE FEED* mode, the replay function behaves differently:

Mode	Function
	While <b>LIVE FEED</b> is active, press the <b>PLAY</b> button to play this audio file. If live feed is playing, it will be stopped and the one you just selected will be played instead. After playback finishes, the live feed will resume from where you left off.
	This is the <b>playback mode</b> which can be activated only if <b>LIVE FEED</b> is inactive. Press the <b>PLAY</b> button to play this audio file. After playback is finished, the next audio file from the list is played. While the audio is playing, pressing the <b>STOP</b> button will cancel playback mode.

At the bottom left of this section is a toggle switch which allows you to switch between play buttons and download buttons. The latter one allows you to download the audio file(s).

At the bottom right of this section is the *paginator* to browse the whole database. This *paginator* is disabled while in playback mode.

## Filters Section

Sort order	Descending	▼	Date	📅
System	All Systems	▼	Talkgroup	All Talkgroups
Group	All Groups	▼	Tag	All Tags

Reset

This is the section where you filter the archived audio to a specific date, system, talkgroup, groups and tags. You can also change the sort order.

Note that if you change any filter while in playback mode, it will deactivate it.